
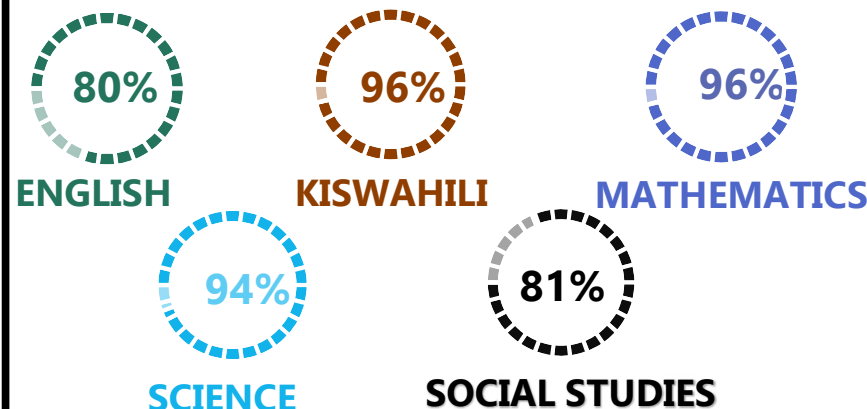


	<h1 style="margin:0;">FULL GOSPEL</h1>																																																																																							
<b>REGION: DAR ES SALAAM</b>	<b>SCHOOL AVERAGE: 224.2</b>	<b>BAND</b> 2																																																																																						
<b>DISTRICT: ILALA</b>		<b>CATEGORY</b> BELOW 40																																																																																						
<b>SUBJECT PERFORMANCE ANALYSIS</b>																																																																																								
<table border="1" style="width:100%; border-collapse: collapse;"> <thead> <tr> <th style="text-align: left;">SUBJECT NAME</th> <th style="text-align: center;">AVG</th> <th style="text-align: center;">%</th> <th style="text-align: center;">RNK</th> </tr> </thead> <tbody> <tr><td>MATHEMATICS</td><td style="text-align: center;">48.1</td><td style="text-align: center;">96%</td><td style="text-align: center;">1</td></tr> <tr><td>KISWAHILI</td><td style="text-align: center;">48.1</td><td style="text-align: center;">96%</td><td style="text-align: center;">2</td></tr> <tr><td>SCIENCE</td><td style="text-align: center;">47.2</td><td style="text-align: center;">94%</td><td style="text-align: center;">3</td></tr> <tr><td>SOCIAL STUDIES</td><td style="text-align: center;">40.7</td><td style="text-align: center;">81%</td><td style="text-align: center;">4</td></tr> <tr><td>ENGLISH</td><td style="text-align: center;">40.1</td><td style="text-align: center;">80%</td><td style="text-align: center;">5</td></tr> </tbody> </table> <table border="1" style="width:100%; border-collapse: collapse;"> <thead> <tr> <th style="text-align: left;">BOYS/GIRLS PASS RATE</th> <th style="text-align: center;">STD</th> <th style="text-align: center;">AVG</th> <th style="text-align: center;">%</th> </tr> </thead> <tbody> <tr><td>BOYS</td><td style="text-align: center;">13</td><td style="text-align: center;">0.49</td><td style="text-align: center;">49%</td></tr> <tr><td>GIRLS</td><td style="text-align: center;">14</td><td style="text-align: center;">0.51</td><td style="text-align: center;">51%</td></tr> </tbody> </table>	SUBJECT NAME	AVG	%	RNK	MATHEMATICS	48.1	96%	1	KISWAHILI	48.1	96%	2	SCIENCE	47.2	94%	3	SOCIAL STUDIES	40.7	81%	4	ENGLISH	40.1	80%	5	BOYS/GIRLS PASS RATE	STD	AVG	%	BOYS	13	0.49	49%	GIRLS	14	0.51	51%																																																				
SUBJECT NAME	AVG	%	RNK																																																																																					
MATHEMATICS	48.1	96%	1																																																																																					
KISWAHILI	48.1	96%	2																																																																																					
SCIENCE	47.2	94%	3																																																																																					
SOCIAL STUDIES	40.7	81%	4																																																																																					
ENGLISH	40.1	80%	5																																																																																					
BOYS/GIRLS PASS RATE	STD	AVG	%																																																																																					
BOYS	13	0.49	49%																																																																																					
GIRLS	14	0.51	51%																																																																																					
<table border="1" style="width:100%; border-collapse: collapse;"> <thead> <tr> <th colspan="6" style="text-align: center;">GRADE ANALYSIS SUMMARY</th> </tr> <tr> <th style="text-align: left;">SUBJECT NAME/GRADE</th> <th style="text-align: center;">A</th> <th style="text-align: center;">B</th> <th style="text-align: center;">C</th> <th style="text-align: center;">D</th> <th style="text-align: center;">E</th> </tr> </thead> <tbody> <tr><td>MATHEMATICS</td><td style="text-align: center;">27</td><td style="text-align: center;">0</td><td style="text-align: center;">0</td><td style="text-align: center;">0</td><td style="text-align: center;">0</td></tr> <tr><td>KISWAHILI</td><td style="text-align: center;">27</td><td style="text-align: center;">0</td><td style="text-align: center;">0</td><td style="text-align: center;">0</td><td style="text-align: center;">0</td></tr> <tr><td>ENGLISH</td><td style="text-align: center;">13</td><td style="text-align: center;">14</td><td style="text-align: center;">0</td><td style="text-align: center;">0</td><td style="text-align: center;">0</td></tr> <tr><td>SCIENCE</td><td style="text-align: center;">27</td><td style="text-align: center;">0</td><td style="text-align: center;">0</td><td style="text-align: center;">0</td><td style="text-align: center;">0</td></tr> <tr><td>SOCIAL STUDIES</td><td style="text-align: center;">19</td><td style="text-align: center;">8</td><td style="text-align: center;">0</td><td style="text-align: center;">0</td><td style="text-align: center;">0</td></tr> </tbody> </table> <table border="1" style="width:100%; border-collapse: collapse;"> <thead> <tr> <th style="text-align: left;">OVERALL GRADE ANALYSIS</th> <th style="text-align: center;">NO.</th> <th style="text-align: center;">SEATED</th> <th style="text-align: center;">%</th> </tr> </thead> <tbody> <tr><td style="text-align: center;">41 - 45</td><td style="text-align: center;">27</td><td rowspan="3" style="text-align: center; vertical-align: middle;">27</td><td style="text-align: center;">100%</td></tr> <tr><td style="text-align: center;">30.5 - 40</td><td style="text-align: center;">0</td><td style="text-align: center;">0%</td></tr> <tr><td style="text-align: center;">20.5 - 30</td><td style="text-align: center;">0</td><td style="text-align: center;">0%</td></tr> <tr><td style="text-align: center;">10.5 - 20</td><td style="text-align: center;">0</td><td rowspan="2" style="text-align: center; vertical-align: middle;">0</td><td style="text-align: center;">0%</td></tr> <tr><td style="text-align: center;">0 - 10</td><td style="text-align: center;">0</td><td style="text-align: center;">0%</td></tr> </tbody> </table>	GRADE ANALYSIS SUMMARY						SUBJECT NAME/GRADE	A	B	C	D	E	MATHEMATICS	27	0	0	0	0	KISWAHILI	27	0	0	0	0	ENGLISH	13	14	0	0	0	SCIENCE	27	0	0	0	0	SOCIAL STUDIES	19	8	0	0	0	OVERALL GRADE ANALYSIS	NO.	SEATED	%	41 - 45	27	27	100%	30.5 - 40	0	0%	20.5 - 30	0	0%	10.5 - 20	0	0	0%	0 - 10	0	0%	<p><b>BOYS VS GIRLS PASSRATE (%)</b></p> <div style="display: flex; justify-content: space-around; align-items: center;"> <div style="text-align: center;">  <p style="font-size: 2em; color: green;"><b>49%</b></p> </div> <div style="text-align: center;">  <p style="font-size: 2em; color: black;"><b>51%</b></p> <p><b>GIRLS</b></p> </div> </div> <table border="1" style="width:100%; border-collapse: collapse;"> <thead> <tr> <th colspan="3" style="text-align: center;">OVERALL PERFORMANCE ANALYSIS</th> </tr> </thead> <tbody> <tr><td style="text-align: center;">REGISTERED</td><td style="text-align: center;">27</td><td style="text-align: center;">100%</td></tr> <tr><td style="text-align: center;">SEATED</td><td style="text-align: center;">27</td><td style="text-align: center;">100%</td></tr> <tr><td style="text-align: center;">ABSENTEES</td><td style="text-align: center;">0</td><td style="text-align: center;">0%</td></tr> <tr><td style="text-align: center;">PASSED</td><td style="text-align: center;">27</td><td style="text-align: center;">100%</td></tr> <tr><td style="text-align: center;">FAILED</td><td style="text-align: center;">0</td><td style="text-align: center;">0%</td></tr> <tr><td style="text-align: center;">SCHOOL POSITION</td><td colspan="2" style="text-align: center;">6</td></tr> <tr><td style="text-align: center;">TOTAL SCHOOLS</td><td colspan="2" style="text-align: center;">87</td></tr> </tbody> </table>	OVERALL PERFORMANCE ANALYSIS			REGISTERED	27	100%	SEATED	27	100%	ABSENTEES	0	0%	PASSED	27	100%	FAILED	0	0%	SCHOOL POSITION	6		TOTAL SCHOOLS	87	
GRADE ANALYSIS SUMMARY																																																																																								
SUBJECT NAME/GRADE	A	B	C	D	E																																																																																			
MATHEMATICS	27	0	0	0	0																																																																																			
KISWAHILI	27	0	0	0	0																																																																																			
ENGLISH	13	14	0	0	0																																																																																			
SCIENCE	27	0	0	0	0																																																																																			
SOCIAL STUDIES	19	8	0	0	0																																																																																			
OVERALL GRADE ANALYSIS	NO.	SEATED	%																																																																																					
41 - 45	27	27	100%																																																																																					
30.5 - 40	0		0%																																																																																					
20.5 - 30	0		0%																																																																																					
10.5 - 20	0	0	0%																																																																																					
0 - 10	0		0%																																																																																					
OVERALL PERFORMANCE ANALYSIS																																																																																								
REGISTERED	27	100%																																																																																						
SEATED	27	100%																																																																																						
ABSENTEES	0	0%																																																																																						
PASSED	27	100%																																																																																						
FAILED	0	0%																																																																																						
SCHOOL POSITION	6																																																																																							
TOTAL SCHOOLS	87																																																																																							

INDEX	NAME	SEX	MATHEMATICS		KISWAHILI	ENGLISH		SCIENCE		SOCIAL STUDIES		TOTAL	AVERAGE	OVR GRADE	SCH POSITION	OVERALL POSITION	
1	PEACE JONATHAN FRANCIS	F	49	A	49	A	43	A	49	A	45	A	235	47	A	1	106
2	SAFIA AZIZI MHOGO	F	49	A	50	A	42	A	49	A	43	A	233	47	A	2	170
3	KELVIN GEOFFREY ANDIMILE	M	47	A	49	A	41	A	48	A	47	A	232	46	A	3	212
4	GOODLUCK TIZO NGOLO	M	49	A	48	A	40	B	48	A	45	A	230	46	A	5	309
5	LUSEKELO RAYTON MWAKASARA	M	49	A	50	A	40	B	48	A	43	A	230	46	A	5	309
6	KOKUDAINES MUJUNI RWEYEMAMU	F	49	A	50	A	41	A	48	A	42	A	230	46	A	5	309
7	COLLIN DEOGRATIUS ULIZA	M	49	A	50	A	41	A	47	A	42	A	229	46	A	8.5	355
8	RAMADHANI MOSHI NONGWA	M	49	A	49	A	41	A	49	A	41	A	229	46	A	8.5	355
9	SHARONI GREYSON RUSSETA	M	49	A	49	A	43	A	47	A	41	A	229	46	A	8.5	355
10	GLORY JERRY ISAAC	F	49	A	49	A	43	A	49	A	39	B	229	46	A	8.5	355
11	WESTON WALLECE LIKONDE	M	46	A	48	A	43	A	48	A	43	A	228	46	A	11.5	406.5
12	NADIA MBARAKA KHALID	F	48	A	48	A	45	A	49	A	38	B	228	46	A	11.5	406.5
13	HOSANA VICTOR KASSIAN	F	49	A	49	A	40	B	46	A	43	A	227	45	A	13.5	463.5
14	JANETH JULIUS MAYUNGA	F	49	A	49	A	41	A	49	A	39	B	227	45	A	13.5	463.5
15	LISA YUSTOL MHALILAH	F	49	A	49	A	37	B	49	A	42	A	226	45	A	15	525.5
16	JAMES JOHN MSHUMBUSI	M	47	A	48	A	42	A	47	A	41	A	225	45	A	16.5	592
17	JUNIOUR FRANK MWAIGWISYA	M	48	A	49	A	40	B	47	A	41	A	225	45	A	16.5	592
18	ANTONY FESTO ANTONY	M	49	A	49	A	38	B	46	A	42	A	224	45	A	18	671
19	WATSON WALLACE LIKONDE	M	47	A	47	A	40	B	47	A	41	A	222	44	A	19	812
20	ELLIGHTON EMMANUEL FOSTER	M	48	A	47	A	38	B	47	A	40	B	220	44	A	20.5	952.5
21	GODFREY RAYTON MWAKASARA	M	49	A	48	A	37	B	45	A	41	A	220	44	A	20.5	952.5
22	NUSRA MASHAKA BOGA	F	49	A	48	A	41	A	49	A	32	B	219	44	A	22	1020
23	MARIA PETER LIKALI	F	49	A	45	A	36	B	45	A	41	A	216	43	A	23	1221
24	WINFRIDA KANUTI KASEMBE	F	48	A	45	A	38	B	48	A	35	B	214	43	A	24	1357.5
25	ANNA BEATRICE ABDALLAH	F	45	A	44	A	39	B	41	A	42	A	211	42	A	25	1562

INDEX	NAME	SEX	MATHEMATICS		KISWAHILI		ENGLISH		SCIENCE		SOCIAL STUDIES		TOTAL	AVERAGE	OVR GRADE	SCH POSITION	OVERALL POSITION
26	SAHALOM DANIEL TUBANGA	F	46	A	44	A	34	B	46	A	39	B	209	42	A	26	1707.5
27	GLORY DOTTO MASELE	F	46	A	48	A	38	B	43	A	32	B	207	41	A	27	1843.5